



Killoughteen NS

Parent Information Booklet



Website – www.killoughteenns.com

E-mail – info@killoughteenns.com

Address – Killougheen, Newcastle West, Co. Limerick V42 XE17


Telephone: 069 61195 / 087 712 3452

School Ethos

Our aim, as a Catholic school is:

- to promote the full and harmonious development of all aspects of the pupil: intellectual, physical, cultural, moral and spiritual, including a living relationship with God and with other people. The school models and promotes a philosophy of life inspired by belief in God and in the life of Jesus Christ.
- to create a climate within our school of understanding, care, worth and mutual respect.
- to promote an appreciation and love of our Irish language and culture and a respect of other cultures.
- to enable the child to live a full life as a child and to realise his/her potential as a unique individual.
- to enable the child to develop as a social being through living and cooperating with others and so contribute to the good of society.
- to prepare the child for further education and lifelong learning.





A Welcome from the Principal

Dear Parents and Guardians,

Fáilte is fichead romhaibh chuig Killoughteen N.S. I would like to take this opportunity to welcome you and your child to Killoughteen National School. We are delighted you have chosen us to provide your children with their primary education. We will endeavour to do everything we can to ensure your child has a happy, enjoyable and learning filled experience with us.

We are a very busy school community with teaching and learning at the core of everything we do. We pride ourselves on being an inclusive school where we believe all children can reach their true potential, whatever that may be. The sky is the limit!

We are lucky enough to be blessed with a passionate, hardworking and caring staff, made up of teachers, special needs assistants, caretaker, secretary and volunteers. The board of management and parents association also provide great support to the school on a voluntary basis and are always so generous with their time. We are a community of learners, working together to provide the best possible education to our pupils.

We hope you will find this information booklet helpful. Should you have any queries relating to school life here, please don't hesitate to ask.

Willie Curtin,
Principal

General Information

School Times: School starts at 9 a.m.
Drop off begins from 8.45am

Small break 10.45.m. - 11 a.m.
Lunch break 12.35p.m. - 1.p.m.



Junior Infants collection time 1.35pm
Senior Infant collection time 1.40pm
1st - 6th Class collection time between 2.35-2.45pm (staggered for access to car park)

New Junior Infants will finish at 12.00 every day for the first week and a half. This helps your child to get used to the longer day gradually and helps them to settle into their new class gently.

Communication with Parents

Parents will be kept up to date on school life and will be reminded of any holidays through our regular newsletters. Our school calendar is available on the Aladdin App. Exceptional school closures will be notified by text message.



Aladdin

We use an app called Aladdin Connect. You will receive a link to download this app and a code will be sent to you, on the first day of the school year. This app is used to securely share absence reasons, report cards, send notices etc. Money for uniforms, contributions etc. is also collected through Aladdin. Please see Aladdin.ie for more details.

School Uniform

Our school uniform is as follows:

BOYS

Wine V-neck jumper
Grey shirt
Grey pants
Plain wine tie

GIRLS

Grey pinafore / skirts / trousers
White shirt
Plain wine tie
Wine cardigan
Wine socks/tights

Our Uniform has not got the crest on it. The school uniform is available to purchase in most clothes shops. We request that the school uniform is worn for formal occasions.
(Communion/Confirmation/graduation etc)

School tracksuits

Most children do opt for the maroon tracksuit that can be ordered through the school. We order them directly from the supplier and sell them at cost price. If you need to order additional tracksuits during the year you can pay via Aladdin and enter the size you want. Tracksuits will then be distributed to the children to take home. Generally, people find the pants are big in size and the jumpers are true to size. Please label all removable clothing as they are easily mixed up. Please check them regularly in case names have faded in the wash.

New pupils will not be able to purchase tracksuits on Aladdin until after the 1st day of school. Parents of new pupils can buy a tracksuit on the open day if they wish. Should we not have enough stock for the open day in June, a time will be allocated to new families before the start of the school year to allow them to purchase school tracksuits for their children.

Tracksuit Bottoms - €17.50

Tracksuit Tops - €22.50

School Policies

The school develops policies in many areas in conjunction with the board of management and parent representatives. Policies are continuously reviewed and updated. Please be reminded that you agree to abide by these policies when you enrol your child. Policies can be seen on request in the Plean Scoile at school or on the school website.

Buses

There are a number of private bus companies that travel to the school. If anyone needs further details, they should contact the school for bus driver details. If your child will be coming to school or going home on a bus, please let us know. The bus collects infants at 1.40p.m and 1st-6th at 2.40p.m. It is the responsibility of the parent/guardian(s) to notify their bus companies of any days the school is closed or finishing early.

Attendance and Punctuality

Please be on time for school every day. Good attendance is a priority in our school. The school is open to receive children at 8.45a.m. Do not drop your child before this time as they will not be supervised.

If you bring your child to school late or leave early, they will need to be signed in/out at the secretary's office. Children who arrive late will be marked as late and this record will be on your child's end of year report.

After an absence parents should complete the 'Attendance' section on Aladdin with a reason for the absence. There is no requirement to contact the school when your child is absent.

Under the Education Welfare Act 2000, parents must let the school know if their child is absent and why. The school has to report the non-attendance of any pupil who misses 20 days or more in any school year, including sickness or hospitalisation to the Education Welfare Board.

Photographs

Photographs are sometimes taken in school and shared with local media and on our school website, Facebook page. Pupils are included in these photos unless it is the expressed wish of the parents that they should not be. This is part of the school registration form that you will have filled in when enrolling your child.

Mobile Phones & Electronic Devices

Pupils are not permitted to bring in phones or electronic devices. Our policy is available to view on request.

Primary Online Database (POD)

All information regarding pupils is shared with the POD database. This is an online platform that the Department of Education uses to analyse school data. Please see education.ie for further information.

After Schools

An after-school service is provided by Killoughteen Kids Preschool who are on site. They provide the service from 1.35 - 2.35pm. If anyone is interested they can contact the owner Ashling McCarthy on 083- 8001986 for further details.

Parent – Teacher Meetings

Parent Teacher meetings are usually held in October each year before the mid-term break. This gives you an early opportunity to see how your child is settling into school and address any issues your child may have. Time slots will be released through the Aladdin app usually a week before the meetings are to be held. If you need to speak to your child's teacher at any other stage during the year, please phone the office to make an appointment or contact the teacher via Aladdin to arrange same.

Books

All school books and copies will from the beginning of the 2023 2024 school year will be provided by the school. Parents will be requested to provide the school bag, pencil case, pencils, erasers, sharpeners and colours. (Twistables or crayons – not markers)

Most books remain in school all year apart from books that are used for homework.

End of year Reports

Formal written end of year reports are sent out in June each year. You will be notified when the reports are available to view and print out on Aladdin.

Medical

If your child has an allergy, medical condition, problem with sight or hearing, or is being assessed by a health professional or has any specific needs, please make sure that the school is informed. This will be kept in strictest confidence.

If you have any medical reports on your child which may have an impact on their ability to learn, please share it with your child's teacher.

Once your child is settled into school a few weeks, you will be contacted by HSE along with all of the other Junior Infant parents. During the year the Junior Infant vaccination programme will take place as well as sight and hearing tests. Consent forms will be sent home prior to this. Please return these once filled in. You may also receive forms about dental check-ups.

Please notify the school immediately if your child has any common childhood illness that is notifiable such as chicken pox, measles etc.

Please see <https://www.hpsc.ie/a-z/lifestages/schoolhealth/File,14304,en.pdf> for further information.

Head lice are a common occurrence in primary school. Please check your child's hair regularly and treat them immediately once detected. Please inform the class teacher so as to prevent further outbreaks.

S.E.T.

From time to time during the year the S.E.T. teacher (Special Education Teacher) may come in to support the whole class. This may be for reading group time or maths initiatives such as Ready, Set, Go maths.


Occasionally children may need some extra intervention in their learning and small groups may need to be withdrawn for learning support in areas such as English and Maths. You will be informed if your child needs help before they are withdrawn.

Curriculum

The current primary school curriculum was introduced in 1999. Each week your child will engage in all 11 curriculum subjects. At infant level it is often in an integrated and thematic way. The subjects are

English	History	Art	P.E.
Irish	Geography	Drama	S.P.H.E
Maths	Science	Music	

As we are a Catholic school under the patronage of the Diocese of Limerick we also participate in Religious Education following the Grow in Love series.



Birthday Invitations and Parties

It is school policy that invitations to birthday parties are not distributed in the school premises out of consideration for non-receivers.

Birthday cakes will not be permitted for sharing at school as students with a wide range of moderate, severe, or life-threatening allergies to various ingredients may exist. Birthday party celebrations will need to remain out of school hours.

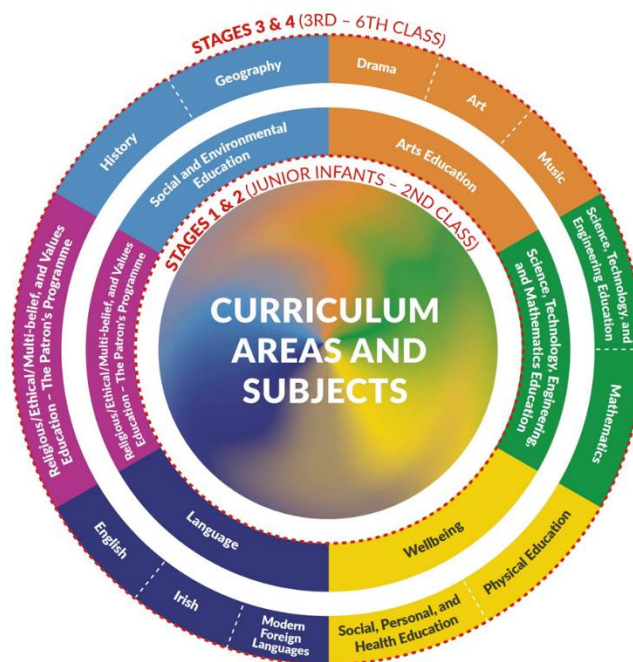
Unfortunately, party bags provided by parents will not be distributed by staff.

Curriculum

The Primary School Curriculum is now being redeveloped. The Primary Curriculum Framework was launched by Minister Norma Foley on the 9th of March 2023. This Framework sets out the main features and components of the full redevelopment of the Primary School Curriculum. There will be 5 curriculum areas;

- Languages (to include modern foreign languages from 3rd to 6th classes)
- Science, Technology, Engineering and Mathematics (STEM) Education
- Wellbeing
- Arts Education
- Social & Environmental Education. (History & Geography)

This new redeveloped Primary School Curriculum will be in place for the 2025/2026 school year.



Aistear

Aistear is a play led learning that infants engage in. Play is a natural way for children to learn about themselves and the world around them. Your child may have already participated in Aistear as part of their pre-school programme. Usually there is a theme/topic a month and children engage in play in such areas as role play, small world, junk art, fine motors skills, construction, sand/water etc. We may occasionally ask you to send in items that you may have to enhance the play experience for the children.

Toys

There is no need for children to bring in any toys into school and we do not encourage this practice because of breakages, competition and peer pressure. There are ample toys in school for the children to play with.

Stationery

Crayons / Twistables are best for children in the early years. Colouring pencils need to be pointed regularly and markers go through the pages in books and copies so therefore we ask that these do not be put in pencil cases. We also discourage the use of gel pens. In general a chunky pencil, rubber and crayons should be in their pencil cases at all times. Please label them for ease of return.

Killoughteen National Schools Parents Council

Dear Parent/Guardian,

We wish to extend a warm welcome to you and your child, at this important time. This is just a note to let you know about the Parents Council here in Killoughteen NS.

The Parents Council is a voluntary group made up of parents/guardians of children from the school. The main function of the Parents Council is fundraising, helping with school events and providing a vital link between the parents and the school.

Fundraising: Examples of some of the fundraising events we have undertaken in the past are School Walks, Raffles, Cake Sales, Clothes Collections, Cookery Demonstrations etc. All monies raised from these events go directly to benefit the children, to purchase additional necessary educational resources.

We have funded specific educational resources, white boards, iPads, sports equipment, etc.


Helping with School Events: We provide refreshments during Open Days, Grandparents Day, end of year Graduation, Presentation Nights, Retirement Presentations etc.

Providing a Vital Link between the Parents and the School: We hold termly meetings. This gives both the parents/guardians and the school a forum to exchange ideas and views relating to the school.

We would actively encourage parents/guardians to become involved with the Parents Council. Being a member gives you a valuable opportunity to be part of your child's school life and experience their school involvement first hand. Without the work of the Parents Council, it wouldn't be possible for the schools to provide the extra resources for the children.

You will be notified in September about our AGM, where we hope to meet as many of you as possible.

Kind Regards,
Killoughteen NS
Parents Council



Getting Ready for School

Tell your child about school beforehand. Talk about it as a happy place, where there will be a big welcome for them. Help your child to become as independent as possible over the summer.

It would help greatly if your child is able to:

- Button and unbutton a coat and hang it up.
- Practice putting on and taking off a jumper.
- Wear Velcro shoes. Junior Infants cannot manage laces.
- Practise opening and shutting lunchboxes, drinks and school bags.
- Use the toilet without help and manage trousers buttons. (Elastic waist is best.)
- Encourage personal hygiene and cleanliness. Your child should know how to flush the toilet and wash hands, without having been told.
- Know how to use a tissue and to sneeze or cough into their elbow.
- Share toys and games with others and 'take turns'.
- Tidy up and put away play things.
- Separation is ok! Arrange for your child to spend a few hours at a time, at the home of a neighbour, grandparent or friend, away from you. When children have this experience, it will reduce anxiety levels for both you and your child starting school.



We would like your child to have the best possible experience in their first year in our school. This is why we encourage all parents to talk to the teachers or Principal if there is any extra information you feel would help your child to settle in and have a positive happy start in our school.

If your child has any additional learning needs or is engaged with services such as Enable Ireland or the HSE, it is essential you let us know so we can support him/her as best we can.

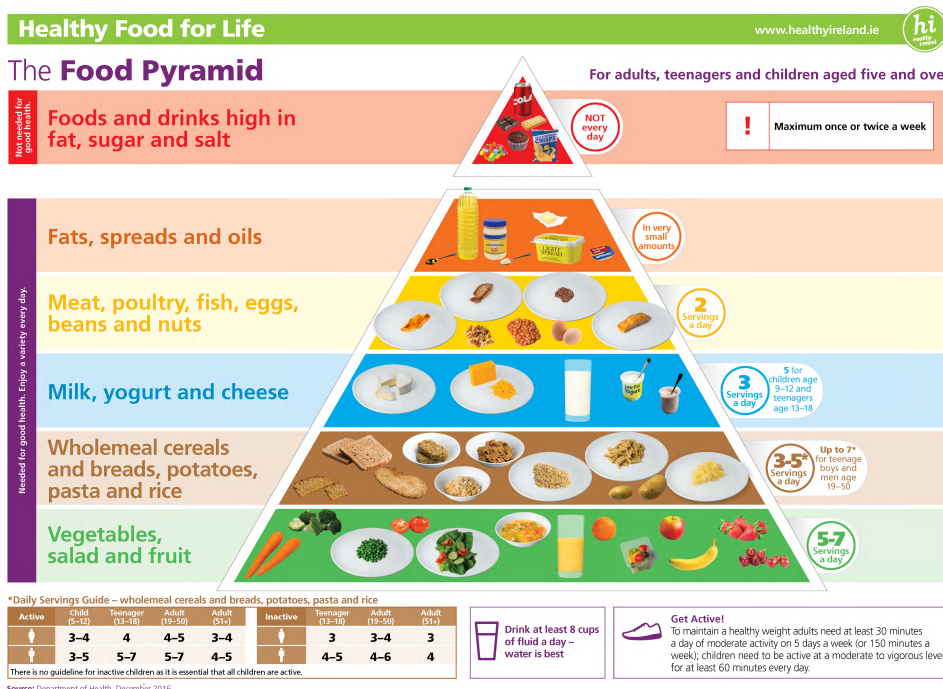
Healthy Eating Policy



Irish adult and childhood nutrition surveys over the past ten years show that eating habits in Ireland are not consistent with optimal health. This has contributed to high levels of overweight and obesity in both adults and children, which in turn increases the risk of chronic conditions such as diabetes, cardiovascular disease and cancer. In Ireland, one in four children and three out of every five adults are overweight or obese. To combat this epidemic, the HSE have made revisions to the food pyramid, although similar to the previous pyramid used, the new pyramid has some distinct differences.

Revisions include:

- LIMITING Top Shelf Foods to only once or twice a week
- Increasing the servings from the Vegetable, Salad and Fruit shelf from 5 to 7 a day. This means that the Fruit and Veg shelf will now be the largest shelf and so moves to the bottom of the pyramid.
- Wholemeal Cereals and Breads, Potatoes, Pasta and Rice or Carbohydrate Shelf moves to the second last shelf. A single serving is now considered approx. 150 calories which equates to two thin slices of regular pan bread and the range of servings from this shelf is 3-5 per day or up to 7 for teenage boys.
- Reduce the intake of salty meats like sausages, bacon and ham to not every day.



Lunches

Children's bodies are constantly growing and so require a steady stream of nutrients and calories for growth. Children who eat a nutritious balanced diet have better overall health and perform better in school. And so we would ask you to ensure that your child's lunch box is packed with a variety of vitamins, minerals and carbohydrates to keep them going throughout the day.

Suggestions for healthy foods to include in your child's lunchbox:

- Fruit
- Salad
- Chopped vegetables
- Salad boxes
- Pineapple, melon pieces, diced cheese, grapes, raisins, fish, tuna, sweetcorn, salmon, egg, salad, wholemeal sandwiches, rice cakes (not covered in chocolate) soup, smoothies, ryvita, wholemeal wraps or bagels
- Mini portions of leftover dinner: pasta, rice, meat etc.

*The following should **NOT** be included in lunches:*

- **ENERGY DRINKS ARE NOT PERMITTED AT SCHOOL**
- Dairy-lea dunkables (or anything similar) due to high levels of salt and added sugar
- Fruit winders, Popcorn, Crisps, Biscuits of any form, Rice Krispie Squares, Fizzy drinks
- Hot chocolate, Chewing gum, mints, cake/buns, chocolate spread, sweet rolls containing chocolate.
- Limit the amount of cereal bars due to high levels of sugar

***Due to the number of children in the school with a nut allergy we would ask that NO NUTS be included in your child's lunch.**

On Friday we allow a small treat to be included in your child's lunchbox. We ask that treats are not put in lunch boxes on any other day of the week.

Your child will bring home all wrappers etc. from their lunch. This will ensure that waste can be recycled properly and that you can monitor what your child is eating. Please be realistic about the amount of food that your child can eat. We aim to give them 10 minutes to eat at each break. Small things like having fruit peeled, easy open wrappers and bottles that your child can open will help them to complete their lunches in a timely manner.

General Illness

If your child becomes unwell during the day, we will contact you to come collect your child. Please ensure your current phone number is up to date on Aladdin and the contact details of anyone else to contact if you are unavailable.

We would ask you always err on the side of caution if your child is complaining of illness before school. **If your child is too sick to go out to the yard for playtime then he/she is too sick to come to school.** All children are expected to go to the yard as it is a vital part of social interaction. Exceptions will only be made on receipt of a doctor's cert.



Social Skills

Social skills are very important. We encourage good manners at all times. We encourage the children to say please and thank you, to address adults in the school properly, and to be courteous to fellow students. Children's moral and social education is covered right through the school day, e.g. kindness to others, sharing, saying sorry.

Do's

Do be kind
Do be gentle
Do listen
Do work hard
Do be honest

Don't's

Don't hurt people's feelings
Don't hurt anyone
Don't interrupt
Don't waste your or other people's time

In our school grounds we have fun by playing fairly and safely, where everyone is included. Bullying, fighting and general roughness is totally discouraged. Every child is entitled to play in a safe environment. The school has an anti-bullying policy in operation; see school policies on our website. Children are supervised in the playground during breaks and in class during wet days. We recommend that you chat regularly with your child about who they play with in school and encourage them to mix with others, rather than be dependent on one friend.

Always start the school conversation on a positive note, e.g. Who did you have fun with today? What did you enjoy in school today?

Playground Rules:

We have devised very simple playground rules which stems from our positive code of behaviour: "Kind Hands, Kind Feet, Kind Words." Anything that isn't kind hands, kind feet or kind words is not allowed. Children are reminded and rewarded for following the rules regularly.

Killoughteen NS Golden Rule

'Be Nice to Everyone!'



Getting ready for Learning

Children are natural learners. They are curious about everything. They want to know more about everything- about themselves, others and the world around them. They learn quickly, but only when they are ready and their interest is aroused.

Because they are so young we must guard against putting pressure on them to learn material for which they are not ready. Demanding too much too soon can switch a child off completely. At the same time we must cultivate readiness so that they can get moving as soon as possible. Children learn in different ways and at different speeds.

Our first year in school therefore, is mainly about settling in, relating to others, making friends, feeling happy and getting used to the routine of school.

Getting ready for Maths

Children learn to understand math's best by handling investigating and using real objects. This at times can be a lot of work, but if it allows him/her to do the learning for themselves the final result are worth it.

To help them at home before they begin school you could try:

- Help your child to identify colours and shapes
- Allow your child to help you sorting e.g. socks, clothes etc.
- Activities which involve pouring, stirring, mixing, rolling etc. are of great benefit
- Allow your child to play with money
- Ask your child to set the table (one to one correspondence)
- Use positional language up, down, over, under, behind, before, after etc.



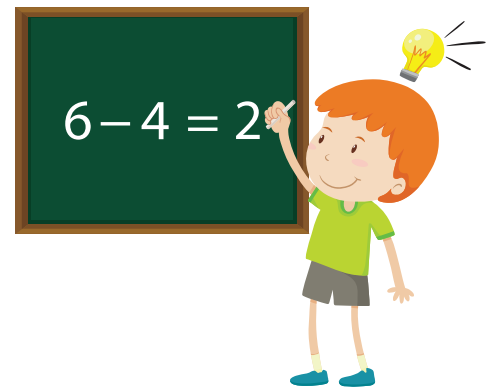
Language Skills

Children communicate their thoughts, feelings and needs, curiosity and desires through speech. If they cannot express these feelings and ideas in words, they will tend to remain silent or get cross and frustrated. Children need to hear the words to understand them.

They need to understand the words to use them.

How you can help:

- Speak with your child at every opportunity. Describe what you see.
- Make time to listen when they want to tell you something that is important to them.
- Answer genuine questions with patience and in an age appropriate way.
- 'Monkey See, Monkey Do'. Speak respectfully, quietly and kindly to your child and they will copy you and learn to speak the same way.
- Say nursery rhymes and sing songs together. If a child learns to rhyme words they can hear the sounds in words which will help them to read.
- Give your child lots of time to use their imagination. Dress up, pretend play etc. Help your child to explore feelings and ideas through play



Getting ready for Reading

Learning to read is a gradual process. Lots of work must be done before a child is introduced to their first reader. We focus on pre-reading skills in the first term of school. Reading is something to be enjoyed and it should never feel pressured for a child.

To help them on their reading journey you can:

- Surround them with words
- Have colourful books at home for them to look at.
- Teach your child to care and respect books.
- Read a wide variety of stories to them e.g. Fairy tales, adventure stories, funny stories etc.
- Look at the pictures with your child and create your own stories.
- Teach your child how to turn a page.
- Point at words as you read them. Your child will learn that we read from left to right.
- Take your child to the library. Let them pick out books that interest them and read them to them.



Getting ready for Phonics

Phonics is a way of teaching reading where your child is taught to read letters or groups of letters by the sound(s) they represent. Children then start to read the words by blending the sounds together to make a word. There are 44 phonics sounds and your child will focus on the first 26 in Junior Infants. Children need to be ready to hear these sounds before they learn them formally. Early in Junior Infants we focus on phonemic awareness.

Here are some activities that might help your child:

- Saying nursery rhymes and listening out for rhyming words.
- Clapping syllables in words e.g. kan/ga/roo
- Listening for similar sounds in words e.g. six sizzling sausages
- Read stories with rhyming words
- Counting how many words are in a sentence

Getting ready for Writing

Children need to develop good fine and gross motor skills before beginning writing. In the first term there is a strong focus on these pre-writing skills.

To strengthen and develop co-ordination which your child needs when writing you could try the following at home:

- Give them large sheets of paper and chubby crayons for scribbling, colouring, drawing etc.
- Encourage your child to build using blocks, lego etc.
- Make simple jigsaws
- Thread beads on a piece of string
- Sheets of paper to cut with using safety scissors
- Provide dolls/teddies that clothes can be taken off, buttoned, laced etc.
- Playing ball games



Homework

Junior Infants will be given a 'Homework Folder' after the first few weeks in September. They will get a small amount of homework to complete each night. Your child's teacher will give you more information on this once homework begins.

Helpful Hints!

- Help your child to become as independent as possible over the summer. It would help greatly if you could practice the “Getting Ready” skills referred to previously in the booklet.
- It is very important that your child’s name is marked clearly on all belongings so that items do not get lost or mixed up. (E.g. lunchboxes, jumpers, schoolbags, etc.)
- Junior Infants find it difficult to recognise their name at the beginning of the year and all of the workbooks have the same cover. To make it easier for your child to identify their own workbooks it is a good idea to have a sticker on the book beside their name that they can recognise. (E.g. dinosaurs, Paw Patrol, Minions etc.)
- It is a great idea to bring your child to pick out their new school bag and make it a positive experience. It is worthwhile to keep in mind that the schoolbag needs to be big enough to fit an A4 size folder, an A4 size workbook and a lunchbox, all at the same time. A schoolbag with two straps and not a ‘pull along’ schoolbag is best as the children then have their hands free and there is no worry of tripping another child up.
- If there is an upset at home which you think may affect your child’s progress/mood/behaviour in school, please inform your child’s teacher or the Principal. This is really helpful for us in understanding your child’s individual needs. (This information will be treated with respect and in confidence).

The Big Day

Arriving on the first day

Start with a good breakfast. Be sure to arrive on time.

When you arrive, be as casual as you can. If you are relaxed, your child will be more relaxed. Junior Infants will be met at the gate and from there they will be directed to their classroom.



Hopefully your child will be absorbed in the new surroundings. Having given assurance to your child that you will be back to collect them, wave goodbye and **make your getaway without delay.**

New Infants are usually very tired when they start school first, so please help them by making sure they get a good night's sleep.

Going home

Be sure to collect your child on time. Children can become very upset if they feel they are forgotten.

If your child will be going home on the bus, please let their teacher know. It can be helpful to let your child know the name of their bus driver before school begins.

If you cannot collect your child on a particular day, tell them who you have organised to collect them that afternoon so that they do not get upset

The children will be brought across to the car park at home time. We ask that parents wait in the car park until the teacher will release your child to your care when they see you.

Emergencies happen:

If at any time the collecting routine is changed unexpectedly, contact the school. A phone call to the school can ease anxiety.

Settling in

Despite the best effort of both teachers and parents, a small number of children will still become upset. If your child happens to be one of them don't panic.



- Patience can work wonders
- Trust the teachers and staff. We are experienced and used to coping with all kinds of starting off problems
- Try not to show that you are upset. Sometimes children pick up on anxieties around them.
- Reassure your child that school will be fun, they will make new friends and that you will be back for them. Smile and look confident. Give them a hug and a kiss and say goodbye.
- Leave as soon as you can. The teacher can distract and humour them more easily when you are not around.

You can check back with a quick phone call later. Most of the time your child will have calmed down in a short time after you have left.

You must be firm from the start. Even if your child is upset you must insist that they stay. If you give in, you will have the same issue, over and over every day.

Opportunities as your child progresses through primary school

Your child will be given a number of opportunities to take part in extra-curricular activities as they move through the classes. We are very lucky to have volunteers who give their time to coach and run various activities such as Gaelic football, basketball, hurling, quiz, chess, music, etc.

We encourage all children to get involved in these activities. We take part in many initiatives such as Green Schools, Active Flag, Mental Health Flag and Science Foundation Ireland (STEM). It is a great opportunity to be involved in other aspects of school life.

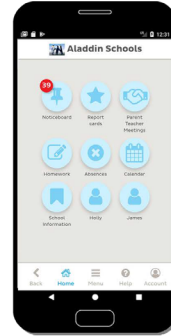
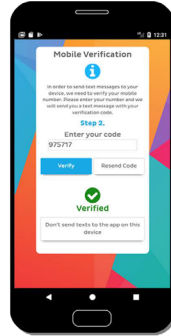
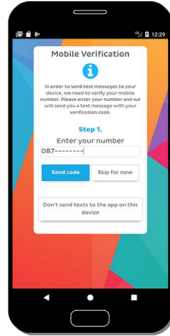
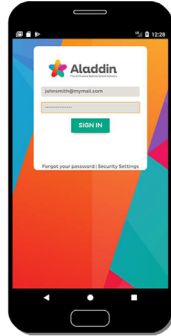
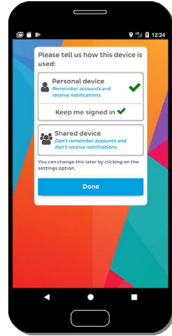
Final Note

Thank you for taking the time to read this information booklet. We hope you have found it useful. We look forward to welcoming your child for the new school year and hope s/he enjoys their time here with us at Killoughteen National School.

Go raibh míle maith agaibh



6 Steps to Set Up your Aladdin App



- 01 Download**
Download the app to your phone using the App Store for Apple devices or the Google Play store for Android devices.
- 02 Device Settings**
After opening the app you'll be asked to select a device option. If you are the sole user of the device select the first option. If anyone besides you has the ability to use the device select the second.
- 03 Sign In**
The next step is signing in to your account. You should have your username and password from the registration process you went through when your school activated the parent portal.
- 04 Mobile Verification**
After signing in you'll be brought to the Mobile Verification process. If you would like to receive text messages via the app to this device follow the steps outlined. If you don't wish to receive text messages choose the 'Don't send' option at the bottom.
- 05 Enter Code**
You should receive a text message with a 6 digit code after entering your mobile number. Enter the code here and click 'Verify'. Wait for the green tick to confirm your mobile number has been verified.
- 06 Setup Complete**
Once verified you will be directed to your account homepage. From here you can navigate to all the different sections of your account. We hope you enjoy using the Aladdin app!



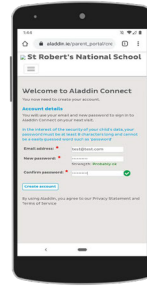
How parents register for Aladdin Connect



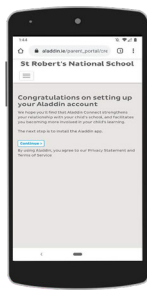
1. Link From School
You will receive either a text or email from the school.
Within this message there will be a link unique to you.
Simply tap on this link to begin.



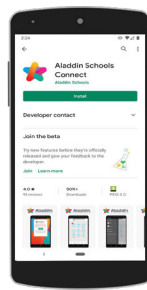
2. Connect Registration
The link will direct you to the Connect registration page.
You will be required to enter information such as your child's **first name** and **date of birth**, along with your **own name**.



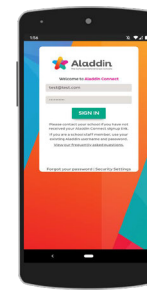
3. Account Setup
The next step is to setup your login details.
To create your account you will be asked to enter an **email** and **password** that will act as your login.
Make sure to select an email you have access to and a password you will remember.



4. Account Created
Once you have created your account you will be greeted with this screen.
The next step is to download the Connect app.
If you are on mobile you can click the continue button to be directed to download the app.



5. Download App
You can find the Connect app on both the Apple App Store or Google Play Store.
The App is free to install so you will need to simply press the install button to add it to your device.



6. Sign Into App
Once you have installed the Connect app the last step is to login.
Parents will use the details set up in **step 3** in order to login.
Once signed in parents will be prompted to enter their mobile number for validation.



Killoughteen, Newcastle West,
Co. Limerick V42 XE17

Telephone: 069 61195 / 087 712 3452

Website - www.killoughteenns.com

E-mail - info@killoughteenns.com